


GREELEY SADDLE CLUB

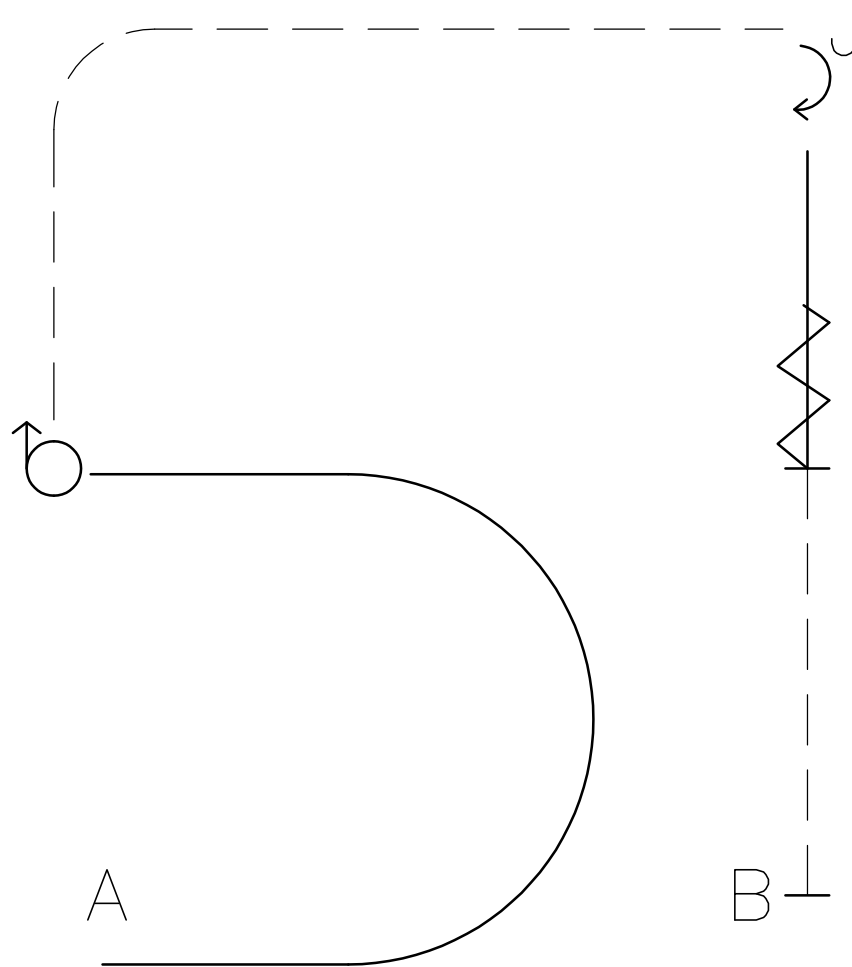
Showmanship - Age Groups 5 & Under, 6-9, 10-13 & Novice



1. Start at A. Walk straight until about halfway to the judge.
2. Trot straight and around to judge as shown.
3. Stop and set up for inspection.
4. When dismissed, complete a 90° turn.
5. Walk halfway to B. Stop and back 5 steps.
6. Trot to B. Stop.

GREELEY SADDLE CLUB

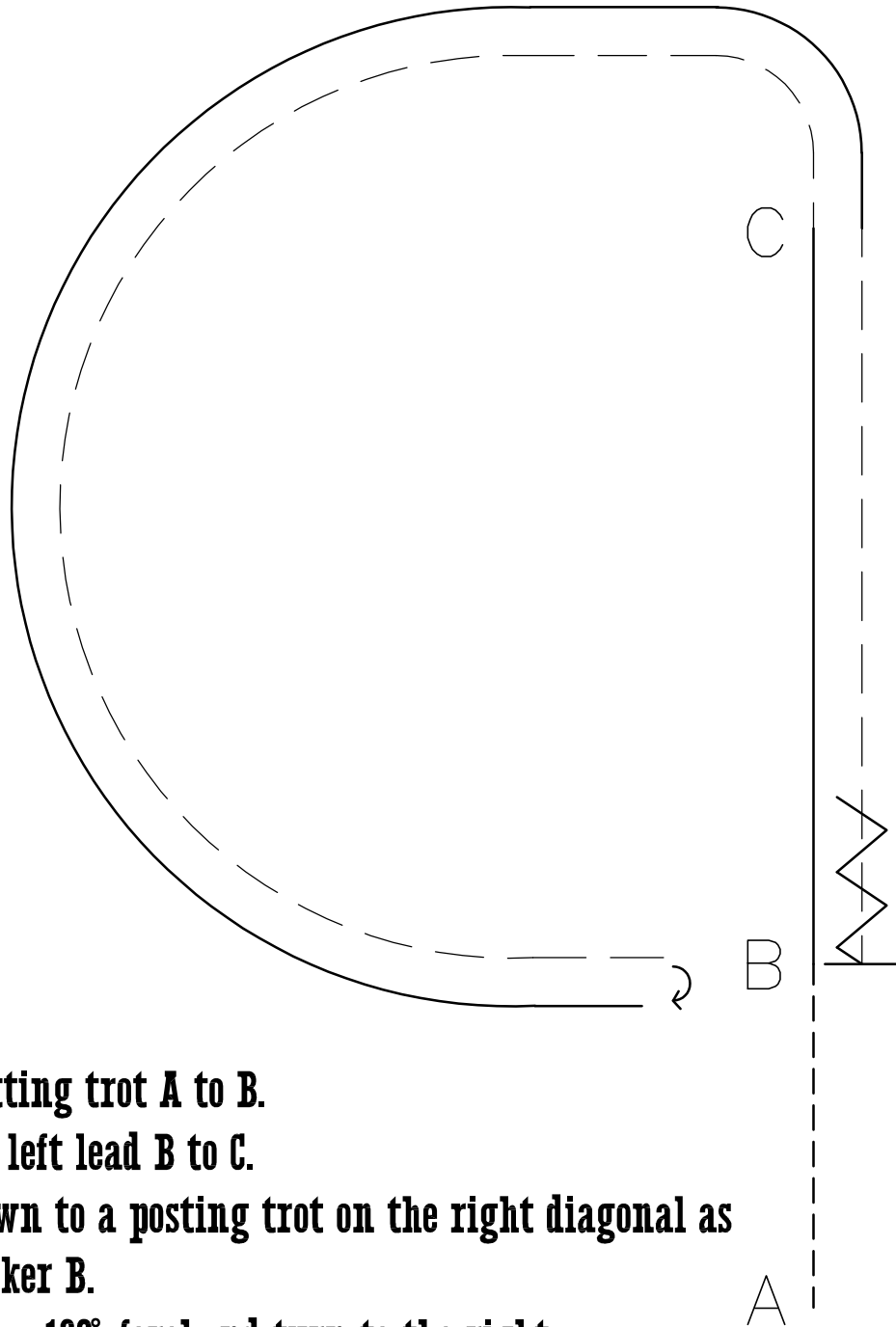
Showmanship - Age Groups 14-18, 19-39, 40 & Over



1. Start at A. Walk a half circle to the left.
2. Stop. Complete a 450° turn.
3. Trot straight and around to judge as shown.
4. Stop and set up for inspection.
5. When dismissed, complete a 90° turn.
6. Walk halfway to B. Stop and back 5 steps.
7. Trot to B. Stop.

GREELEY SADDLE CLUB

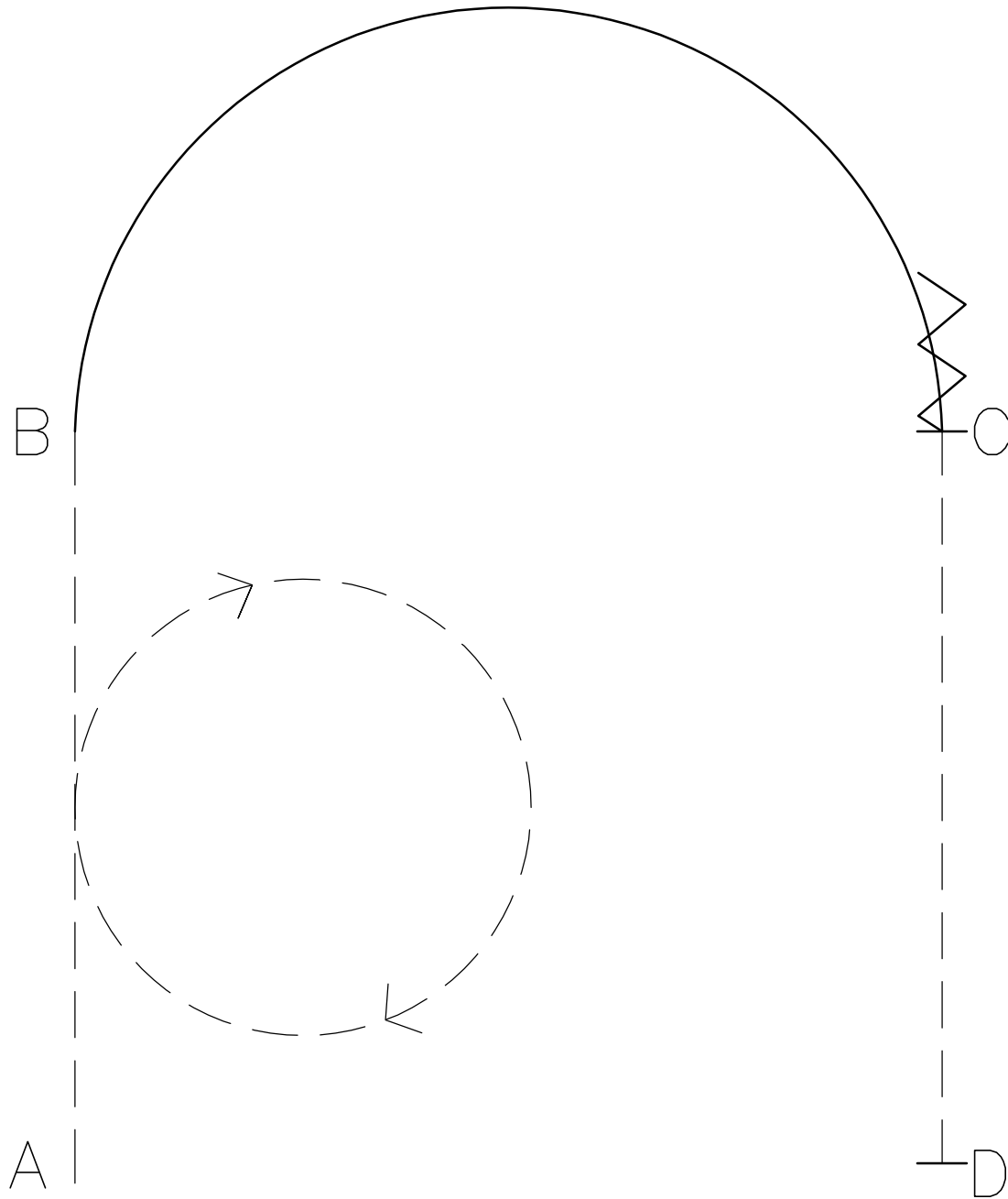
English Equitation - All Ages



1. Start at A. Sitting trot A to B.
2. Canter on the left lead B to C.
3. At C break down to a posting trot on the right diagonal as shown to marker B.
4. At B complete a 180° forehand turn to the right.
5. Canter in the right lead as shown back around C.
6. Break down to a posting trot on the left diagonal C to B.
7. Halt at B and back 5 steps.

GREELEY SADDLE CLUB

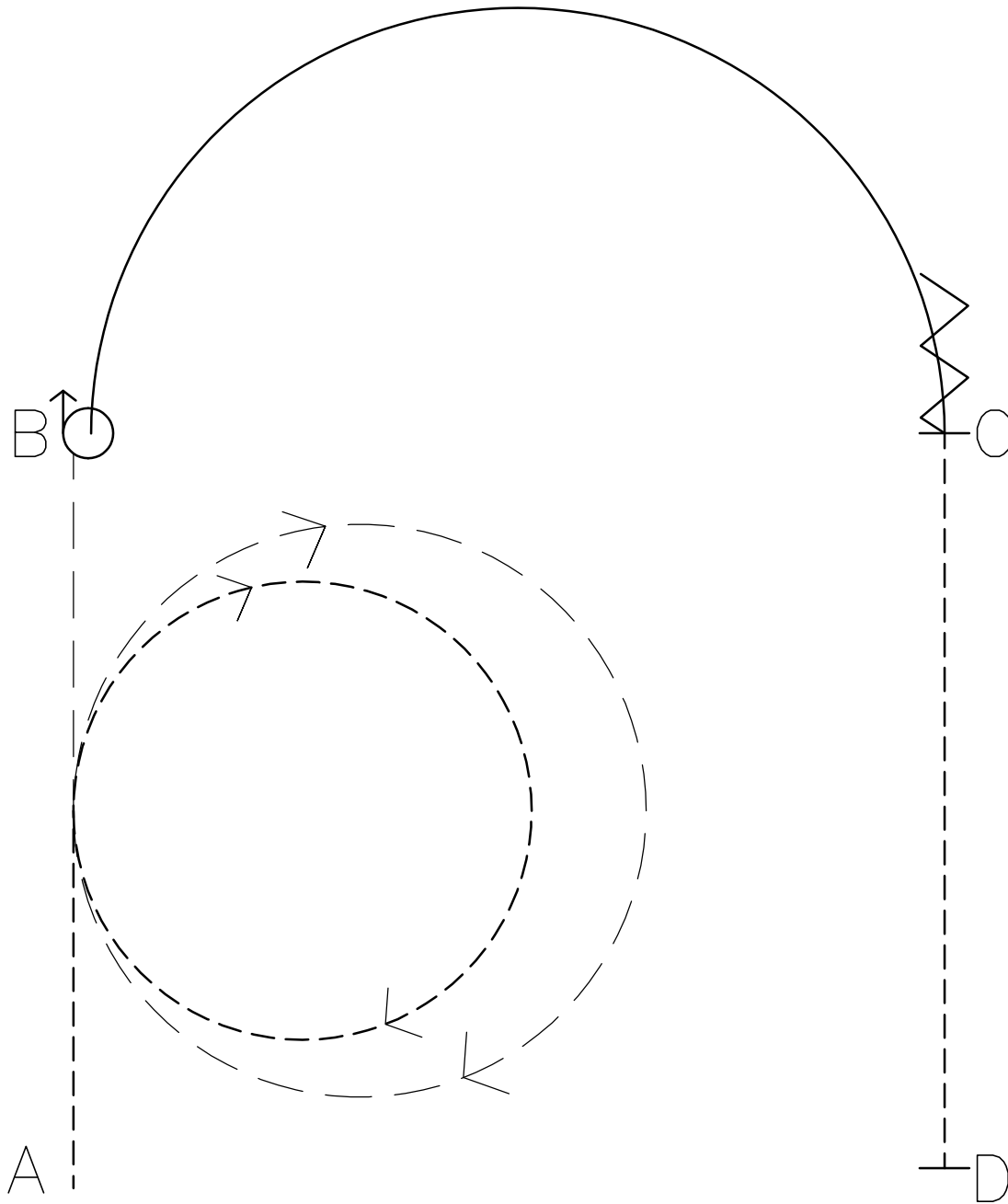
Horsemanship - Age Groups 6-9 & 10-13



1. Start at a jog at A.
2. Jog a circle midway between A and B.
3. At B, pick up the right lead and lope a half circle to C.
4. Stop at C and back 4 steps.
5. Jog from C to D and stop at D.

GREELEY SADDLE CLUB

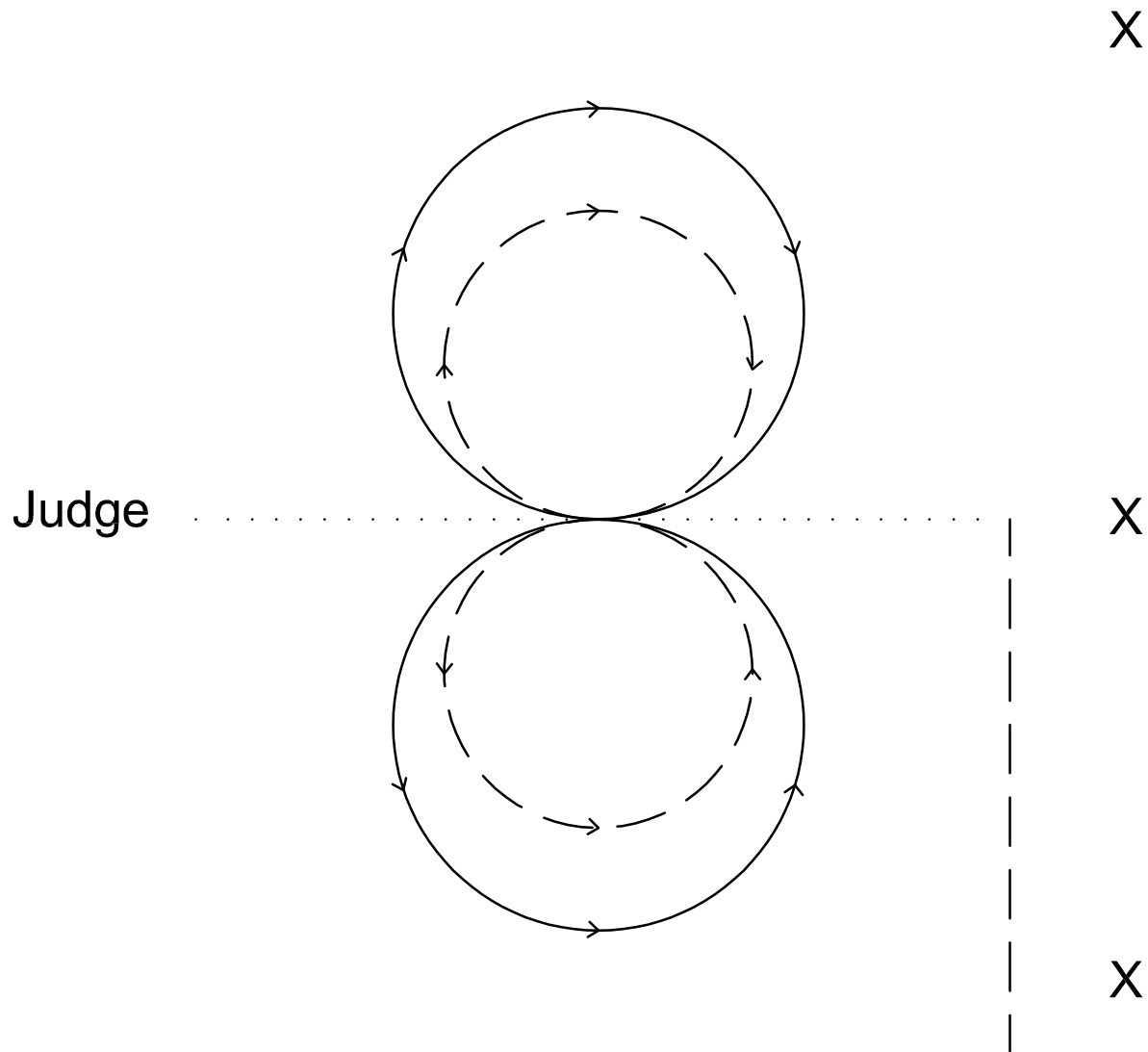
Horsemanship - Age Groups 14-18, 19-39, 40 & Over



1. Start at a jog at A.
2. Jog a circle midway between A and B.
3. Complete a second slightly larger circle at an extended jog.
4. Stop at B. Execute a 360° pivot to the right.
5. Lope a half circle on the right lead to C.
6. Stop at C and back 4 steps.
7. Jog from C to D and stop at D.

GREELEY SADDLE CLUB

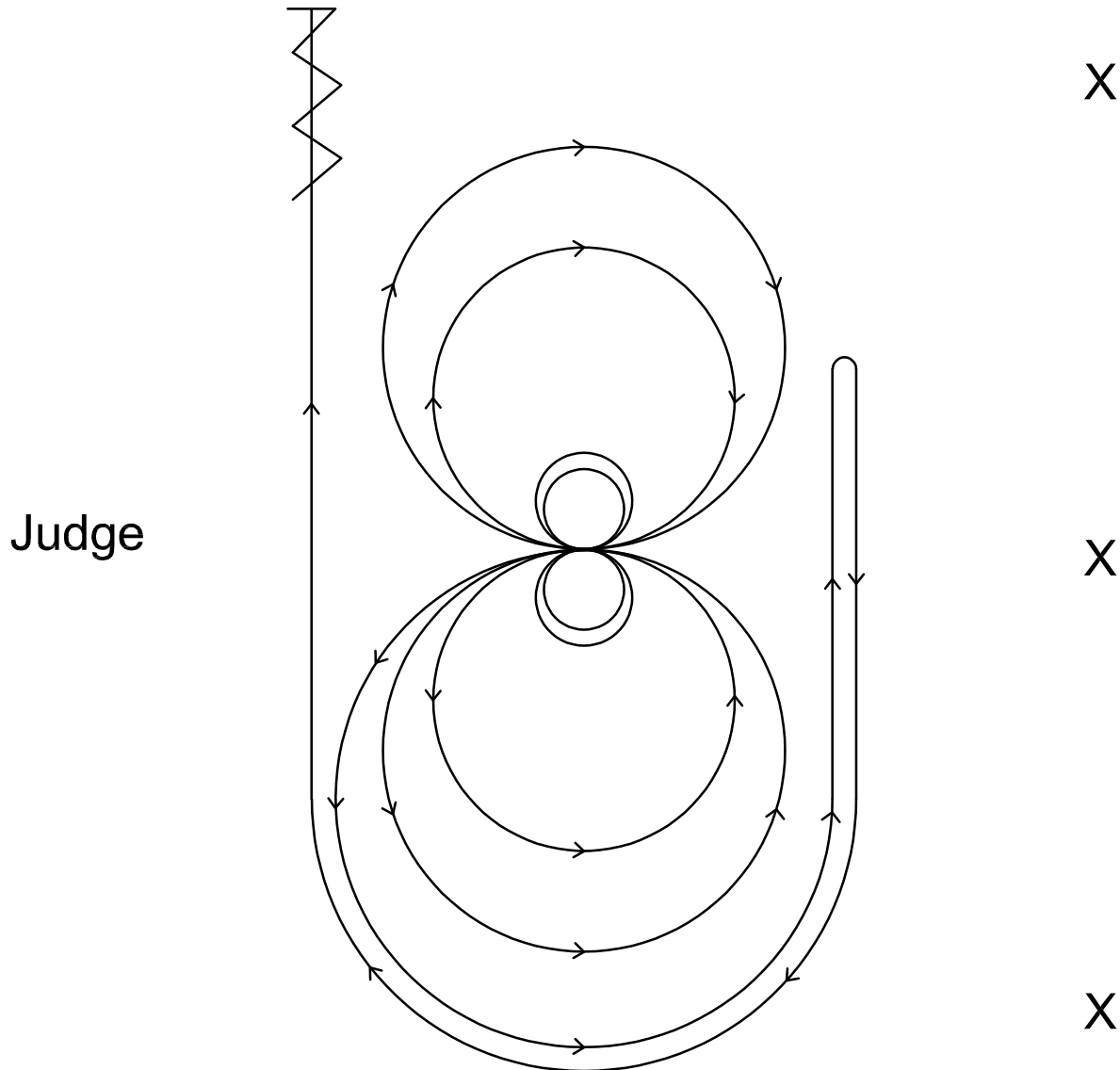
Reining - Age Group 6-9



1. Trot in a straight line to the center marker, at least 20 feet from the rail.
2. Gradual stop through the walk.
3. Turn left, walk to center.
4. Trot a circle to the right.
5. Lope a circle to the right.
6. At the center, slow to a trot and trot a circle to the left.
7. Lope a circle to the left. At the center slow to a walk.
8. Walk to the judge for inspection.

GREELEY SADDLE CLUB

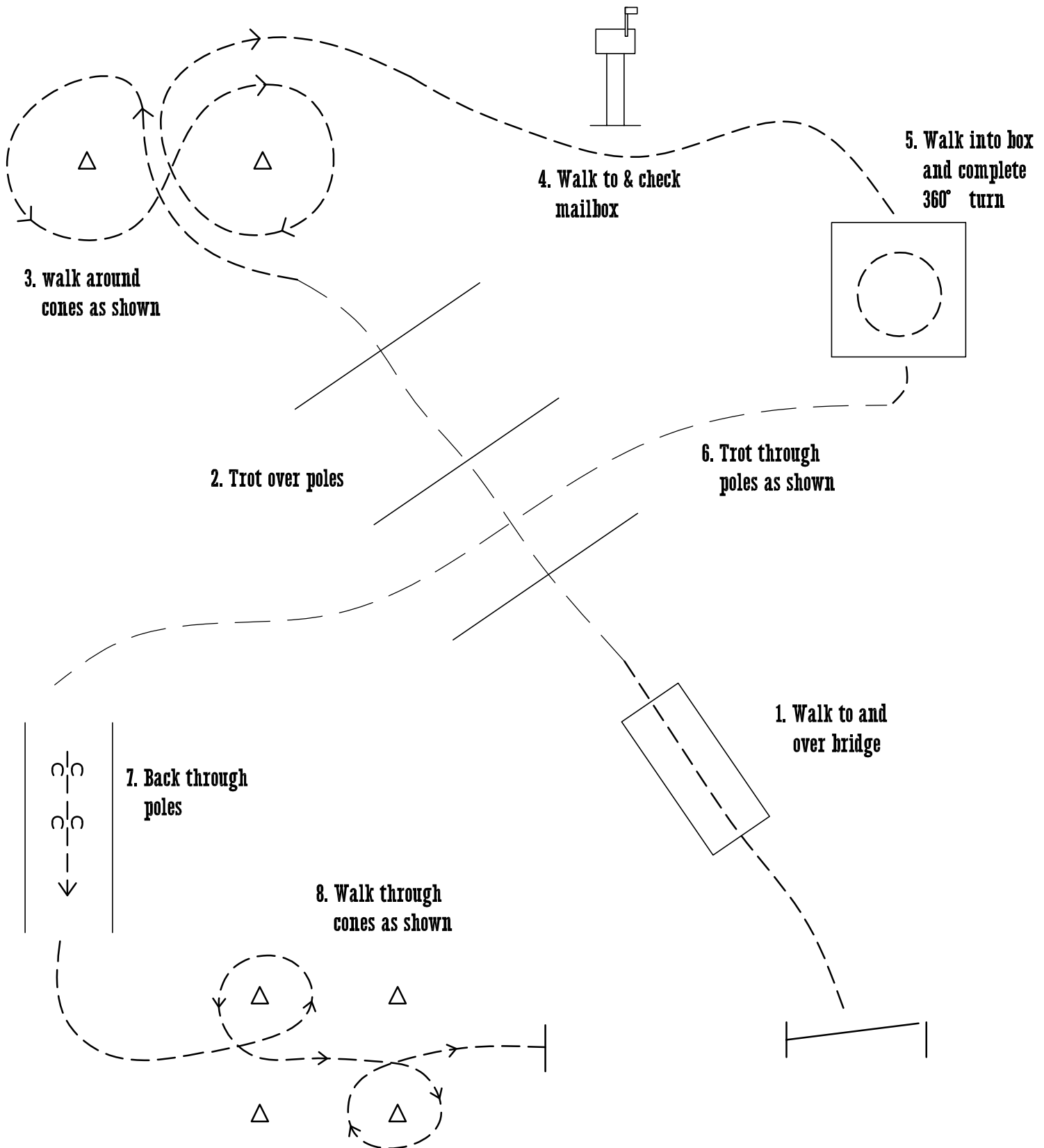
Reining - Age Groups 10-13, 14-18, 19-39, & 40 & Over



1. Jog to the center of the arena and face the judge on the left fence waiting to start your pattern.
2. Beginning on the left lead, complete two circles to the left. The first should be smaller and slower than the second. Stop at the center of the arena. Hesitate.
3. Complete two spins to the left. Hesitate.
4. Beginning on the right lead, complete two circles to the right. The first should be smaller and slower than the second. Stop at the center of the arena. Hesitate.
5. Complete two spins to the right. Hesitate.
6. Beginning on the left lead, go around the end of the arena, run down the right side of the arena past the center marker, stop and roll back right.
7. Continue around the end of the arena to run down the left side of the arena past the end marker. Stop and back up.

GREELEY SADDLE CLUB

Trail - Age Groups 5 & Under, 6-9, & Novice



GREELEY SADDLE CLUB

Trail - Age Groups 10-13, 14-18, 19-39, 40 & Over

